



SUREKHA
VARICOSE VEINS CLINIC
MUMBAI



CLaCS

Cryo Laser & Cryo Sclerotherapy

Novel Treatment For Spider Veins

**TRAINING AND
CERTIFICATION**



What is

CLaCS?

A novel treatment which combines transdermal laser and sclerotherapy to treat C1 disease (telangiectasias and reticular veins, commonly referred as spider veins) in legs.

What are the advantages of CLaCS?

- OPD based procedure
- Minimal pain and Immediate return to work
- No need for compression stockings
- Safe, Effective and Aesthetic results
- State-of-the-art technology in sync with times, which is appealing to patients



Who can **undergo training?**

Vascular Surgeons, Interventional Radiologists, Plastic Surgeons, Dermatologists who are interested in offering an alternative, effective and modern treatment technique to their patients with C1 disease.



Course Modules

- **CLaCS TRAINING MODULE 1 (10 HRS)**
- **CLaCS TRAINING MODULE 2 (15 HRS)**

Course Features

- One-to-One interaction with the faculty
- Relevant, Didactic Theory Lectures
- Hands-On Training
- Insights into the economics of CLaCS
- Customised schedule in accordance with professional commitments
- Post training mentorship to set up CLaCS Phlebosuite

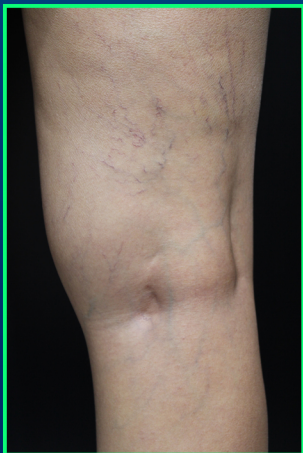
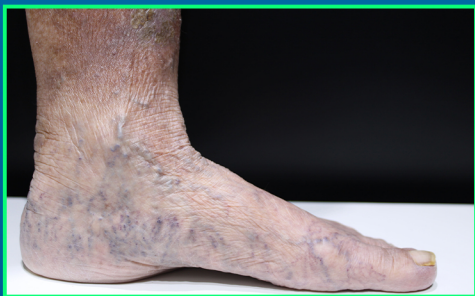




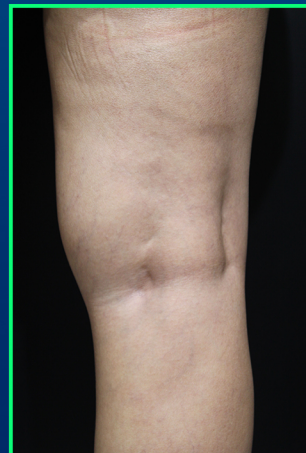
CLaCS

Effective & Aesthetic Results

Before



After



Scan the QR Code
to know more about

CLaCS

For further details kindly email us at

 doctorashish27@gmail.com

 **+91-9820417566**

 www.varicoseveinsmumbai.com